

Private Manganese Water Sample Request



CHIPPEWA COUNTY
Public Health

(Samples will not be analyzed without this form)

****Sample Bottle Nitric Acid****

****If acid spills on your skin or clothing, remove the contaminated clothing and rinse the area with water.****

SAMPLE INFORMATION

Well Owner's Name: _____

Address (sample location): _____ City: _____ Zip Code: _____

Telephone Number: _____ E-mail: _____

Sample Source (example "sample tap, kitchen sink, or etc."): _____

Sample Type:

☐ Routine

☐ Other special purpose sample _____

Sample Collection Date: ____/____/____

Time: ____:____

☐ a.m.

☐ p.m.

SAMPLER INFORMATION:

Sampler Name (if different): _____

Mailing address (if different): _____ City: _____ Zip Code: _____

Telephone Number (if different): _____ E-mail (if different): _____

Comments:

LAB TEST RESULTS

(Laboratory Use Only)

Laboratory Information	Sample Information:
Laboratory ID Number: _____	
Laboratory Name: _____	Sample received: ____/____/____
Laboratory Phone Number: _____	Time: ____:____ <input type="checkbox"/> a.m. <input type="checkbox"/> p.m.
Signature of Receiving Lab Official: _____	Laboratory Sample ID: _____

(Refrigerator temperature if used; temp 1-5 °C):

TESTS MAY TAKE UP TO FIVE WEEKS TO RECEIVE RESULTS

Safe results will be notified by mail. Unsafe results will be notified first by phone.

Chippewa County Department of Public Health:

711 N Bridge St, Rm 121, Chippewa Falls, WI 54729


Phone: 715-726-7900, Fax: 715-726-7920, Email: kwalters@co.chippewa.wi.us

Records will be disposed of after 7 years from sample date.


ICE



(Step 1) NIGHT BEFORE: Freeze water bottles or make ice for transportation of sample.



(Step 2) Find a sampling tap to draw water sample from. If a water treatment system is present, sample at the nearest tap after the system. A kitchen tap or well sample tap may also be used, Do NOT use an outside tap.




(Step 3) Remove any screen, filter, or other attachments that may be on the faucet. If the faucet does not hold a steady stream find a different tap.



(Step 4) Remove the sample bottle cap without touching the inside of the cap or bottle.



(Step 5) Run the cold water at pencil width for at least 5 minutes before collecting samples.



(Step 6) Fill bottle to the shoulder of the bottle. Replace cap securely and write your name on the side of bottle and fill out other side of this form.



(Step 7) Pack sample in a cooler or other container with ice for transportation.

Do not use ice packs



(Step 8) Bring the water sample to Chippewa County Health Dept. on the first floor of the Chippewa County Government Center in Chippewa Falls.

KEEP SAMPLE COLD

Chippewa County Environmental Health Program

Private Well Pricing

\$25.00.....Bacteria

\$45.00.....Arsenic

\$30.00.....Nitrate (N+N)

\$40.00.....Lead

\$20.00.....Manganese

\$35.00.....Surface Water E. Coli (Private Beach, Pond, etc.)

Received by: _____

Paid: _____