

# Private NITRATE Water Sample Request

(Samples will not be analyzed without this form)

**N+N**



CHIPPEWA COUNTY  
Public Health

**\*\*Sample Bottle Sulfuric ACID\*\***

**\*\*If acid spills on your skin or clothing, remove the contaminated clothing and rinse the area with water.\*\***

## SAMPLE INFORMATION

Well Owner's Name: \_\_\_\_\_

Address (sample location): \_\_\_\_\_ City: \_\_\_\_\_ Zip Code: \_\_\_\_\_

Telephone Number: \_\_\_\_\_ E-mail: \_\_\_\_\_

Sample Source (example "sample tap, kitchen sink, or etc."): \_\_\_\_\_

Sample Type:

☐ Routine

☐ Other special purpose sample \_\_\_\_\_

Sample Collection Date: \_\_\_\_/\_\_\_\_/\_\_\_\_

Time: \_\_\_\_:\_\_\_\_

☐ a.m.

☐ p.m.

## SAMPLER INFORMATION:

Sampler Name (if different): \_\_\_\_\_

Mailing address (if different): \_\_\_\_\_ City: \_\_\_\_\_ Zip Code: \_\_\_\_\_

Telephone Number (if different): \_\_\_\_\_ E-mail (if different): \_\_\_\_\_

Comments:

## LAB TEST RESULTS

(Laboratory Use Only)

Laboratory Information	Sample Information: <b>N+N</b>
Laboratory ID Number: _____	Sample received: ____/____/____ Time: ____:____ <input type="checkbox"/> a.m. <input type="checkbox"/> p.m.
Laboratory Name: _____	
Laboratory Phone Number: _____	Laboratory Sample ID: _____
Signature of Receiving Lab Official: _____	

(Refrigerator temperature if used; temp 1-5 °C):

**\*TESTS MAY TAKE UP TO FIVE WEEKS TO RECEIVE RESULTS\***

Safe results will be notified by mail. Unsafe results will be notified first by phone.

Chippewa County Department of Public Health:

711 N Bridge St, Rm 121, Chippewa Falls, WI 54729


Phone: 715-726-7900, Fax: 715-726-7920, Email: [kwalters@co.chippewa.wi.us](mailto:kwalters@co.chippewa.wi.us)

Records will be disposed of after 7 years from sample date.


ICE



(Step 1) NIGHT BEFORE: Freeze water bottles or make ice for transportation of sample.



(Step 2) Find a sampling tap to draw water sample from. If a water treatment system is present, sample at the nearest tap after the system. A kitchen tap or well sample tap may also be used, Do NOT use an outside tap.




(Step 3) Remove any screen, filter, or other attachments that may be on the faucet. If the faucet does not hold a steady stream find a different tap.



(Step 4) Remove the sample bottle cap without touching the inside of the cap or bottle.



(Step 5) Run the cold water at pencil width for at least 5 minutes before collecting samples.



(Step 6) Fill bottle to the shoulder of the bottle. Replace cap securely and write your name on the side of bottle and fill out other side of this form.



(Step 7) Pack sample in a cooler or other container with ice for transportation.

\*Do not use ice packs\*



(Step 8) Bring the water sample to Chippewa County Health Dept. on the first floor of the Chippewa County Government Center in Chippewa Falls.

**KEEP SAMPLE COLD**

### Chippewa County Environmental Health Program

#### Private Well Pricing

\$25.00.....Bacteria

\$45.00.....Arsenic

\$30.00.....Nitrate (N+N)

\$40.00.....Lead

\$20.00.....Manganese

\$35.00.....Surface Water E. Coli (Private Beach, Pond, etc.)

Received by: \_\_\_\_\_

Paid: \_\_\_\_\_