
2024 ANNUAL REPORT OF RECYCLING ACTIVITIES
CONDUCTED BY MUNICIPALITIES IN
CHIPPEWA COUNTY



*This report was prepared for Chippewa County Municipalities and the Chippewa
County Board of Supervisors*

by

*Chippewa County Department of Land Conservation and Forest Management
-Recycling Division-*

May, 2025

2024 MUNICIPAL AUTHORITIES

Cities/Villages

City of Bloomer	Tony Rubenzer	568-3032
City of Cornell	Mark Larson	406-478-0948
City of Stanley	Mike Henke	644-5758
City of Chippewa Falls	Greg Hoffman	726-2734
Village of Boyd	Bob Geist	703-8008
Village of Cadott	Randy Kuehni	313-0255
Village of Lake Hallie	Gary Spilde	726-2660
Village of New Auburn	Shannon Berg	202-3920

Towns

Town of Anson	Gary Lazarz	382-4397
Town of Arthur	Cory Lanou	313-0145
Town of Auburn	Kevin Ludwigson	642-3859
Town of Birch Creek	Ronnie Arts	595-4882
Town of Bloomer	Gary Nehring	568-4899
Town of Cleveland	Michael Beighley	530-0769
Town of Colburn	Brad Hompe	644-5712

Town of Cooks Valley	Darrel Fehr	568-5012
Town of Delmar	Dave Peterson	703-3314
Town of Eagle Point	Chuck Hebert	829-1071
Town of Edson	Dan Pilgrim	313-0876
Town of Estella	Mark Thompson	202-3562
Town of Goetz	Paul Helminski	313-3284
Town of Hallie	Rod Eslinger	559-2079
Town of Howard	Tom Zwiefelhofer	288-6449
Town of Lafayette	Dave Staber	215-0461
Town of L. Holcombe	Brian Guthman	827-0175
Town of Ruby	Rob Winchel	452-5865
Town of Sampson	Darla Butterfield	967-2829
Town of Sigel	Lennis Ramseier	828-4454
Town of Tilden	Fred Bohl	226-5546
Town of Wheaton	Steve Harmon	797-6004
Town of Woodmohr	Pete Hanson	559-8549

COUNTY AUTHORITIES

Chippewa County Land Conservation and Forest Management Committee

Charles Bowman, Chair	529-0158	Jason Bergeron	829-6687
Rocky Kempe	559-0632	Joel Seidlitz	874-4156
James Flater	579-3947	James Pingel, FSA Representative	237-2494
Matthew Peterson	703-3012		

Recycling Program

Recycling Coordinator – Renee Yohnk

*Helping people in Chippewa County
Reduce, Reuse, and Recycle*

TABLE OF CONTENTS

LIST OF ILLUSTRATIONS.....	ii
----------------------------	----

Section

I. INTRODUCTION AND BACKGROUND	1
--------------------------------------	---

A. Background.....	1
--------------------	---

B. Purpose of Report	1
----------------------------	---

C. Roles and Responsibilities	2
-------------------------------------	---

II. OVERVIEW OF MUNICIPAL RECYCLING PROGRAMS AND ACTIVITIES	2
---	---

A. Type of Municipal Recycling Programs	3
---	---

B. Recycling Tonnage.....	4
---------------------------	---

C. Recycling Cost Breakdown	8
-----------------------------------	---

III. OVERVIEW OF COUNTY RECYCLING PROGRAMS AND ACTIVITIES.....	16
--	----

A. Coordination and Administration of Recycling Program Grants.....	16
---	----

1. Intergovernmental Agreement with the City of Chippewa Falls	16
--	----

B. Information and Education Program.....	17
---	----

1. General Public Information and Outreach	17
--	----

2. Business and Institutional Recycling Evaluation Project	17
--	----

C. Ordinance Administration, Compliance, and Enforcement.....	19
---	----

D. Special Collection Programs.....	19
-------------------------------------	----

LIST OF ILLUSTRATIONS

A. Tables

Table	Page
1 TYPE OF MUNICIPAL RECYCLING PROGRAM	3
2 CHIPPEWA COUNTY RECYCLING TONNAGE BY TYPE 2015-2024.....	4
3 RECYCLING TONNAGES PER MUNICIPALITY FOR 2024	6
4 BREAKDOWN OF COSTS PER MUNICIPALITY – 2024.....	9

B. Figures

Figure	Page
1 DNR TONNAGE PERCENTAGES RECYCLED BY TYPE.....	5
2 WEIGHTED RECYCLING POUNDS PER PERSON	7
3 TOTAL COSTS FOR RECYCLING AS INCURRED BY MUNICIPALITY IN 2024.....	13
4 PER PERSON RECYCLING COSTS AS INCURRED BY MUNICIPALITY IN 2024.....	14
5 RECYCLING COST PER TON PER MUNICIPALITY - 2024	15
6 CHIPPEWA COUNTY RESPONSIBLE UNIT RECYCLING GRANT AWARDS 1990-2024.....	16
7 DITCH CLEAN-UP COLLECTED BY YEAR.....	20
8 CLEAN SWEEP DISPOSAL COSTS COMPARED TO POUNDS OF HAZARDOUS WASTE DISPOSED.....	21
9 CHIPPEWA COUNTY ELECTRONICS COLLECTION SUMMARY 2015-2023.....	22
10 TONS OF TIRES COLLECTED BY YEAR	22
11 PERCENTAGE OF USERS BY TYPE – 2024.....	23

2024 ANNUAL REPORT

CHIPPEWA COUNTY RECYCLING PROGRAM

I. INTRODUCTION AND BACKGROUND

A. BACKGROUND

Wis. Stat. ch. 287 encourages waste reduction and recycling in the state by requiring that certain items be recycled. This law assigns responsibilities for recycling to municipalities and provides grant assistance to support local recycling programs.

To fulfill this requirement, 28 of 31 Chippewa County municipalities participate in an intergovernmental agreement establishing a framework for the local recycling program in Chippewa County.

To establish this framework, Chippewa County adopted Resolution #38-91 on May 14, 1991. This resolution designates the County as the responsible unit and sets the roles and responsibilities for the County and municipalities.

B. PURPOSE OF REPORT

The purpose of this report is to:

- Explain responsibilities of the County and municipalities under the current recycling agreement.
- Summarize the recycling activities in the County as accomplished by the municipalities.
- Summarize recycling efforts, new initiatives and updates of the County recycling staff.

C. ROLES AND RESPONSIBILITIES

Under the Recycling Responsibility Agreement;

The duties of the Municipality are to:

- Individually, (or in association with other local municipalities and/or private vendors), develop and maintain a recycling collection system satisfying effective recycling criteria.
- Arrange for recyclable transport to processors and/or end markets.
- Pay delivery costs for recyclable materials from their municipality through appropriations, grants and other means implemented through local budgeting procedures.
- Maintain financial records for the recycling activities per municipality.

The duties of the County are to:

- Adopt a resolution pursuant to Wis. Stat. § 287.09(1) designating the County as the “Responsible Unit” for Chippewa County municipalities executing this agreement.
- Develop programs to insure eligibility and apply for grants in compliance with Wisconsin recycling laws.
- Initiate recycling education programs throughout Chippewa County.
- In cooperation with local units of government, adopt and enforce ordinances (Chippewa County Responsible Unit Recycling Ordinance, Chapter 62) to assure compliance with the provisions of Wis. Stat. ch. 287.
- Distribute to the Chippewa County municipalities a proportionate share of state grants received pursuant to Wis. Stat. ch. 287.

II. OVERVIEW OF MUNICIPAL RECYCLING PROGRAMS AND ACTIVITIES

All Chippewa County municipalities have developed and now manage a recycling collection program. Each municipality arranges for and pays to transport their municipalities’ recyclables to processors. These costs are paid through tax levy appropriations, grants and other fees implemented through local budgeting procedures.

The municipalities have either developed a drop-off program at a local recycling center or have negotiated contracts with haulers to provide a curbside recycling program.

A. TYPE OF MUNICIPAL RECYCLING PROGRAMS

The drop-off programs consist of a site selected by the municipality. Residents of the municipality haul their recyclables to the drop-off center on the designated days and hours. The municipality contracts for service with a recycling hauler to pick up the dumpsters of recyclables at their recycling center or the municipality hauls the recyclables to a recycling company.

The curbside recycling program provides recycling service to the residents of the municipality at their residence. The municipality contracts with a recycling hauler to pick up recyclables at each residence. The hauler usually provides the residents with a 95-gallon recycling cart to place the recyclables in.

Table 1, titled "Type of Municipal Recycling Program" shows the type of recycling program for each municipality and the associated recycling hauler. The Bloomer Area includes the City of Bloomer, Town of Bloomer, Town of Auburn, Town of Sampson, and the Town of Woodmohr. The Hallie Area includes the Village of Lake Hallie and the Town of Hallie.

Table 1 – Type of Municipal Recycling Program			
Municipality	Curbside Program	Drop-off Program	Independent RU's
Anson	GFL		
Arthur		GFL	
Birch Creek		GFL	
Bloomer Area		Markets recyclables	
Boyd	Waste Management		
Cadott	GFL		
Chippewa Falls	GFL		
Cleveland		GFL	
Colburn		GFL	
Cooks Valley		Right Away Disposal - GFL	
Cornell			GFL
Delmar			GFL
Eagle Point		Waste Management	
Edson		GFL	
Estella		GFL	
Goetz		GFL	
Hallie Area		GFL	
Howard		GFL	
Lafayette		Waste Management	
Lake Holcombe		GFL	
New Auburn			Waste Management
Ruby		GFL	
Sigel		GFL	
Stanley	GFL		
Tilden		Waste Management	
Wheaton		GFL	
Total	5	18	3

B. RECYCLING TONNAGE

As a part of its recycling program, each municipality obtains and monitors tonnage reports from their recycling haulers. While specific weights are determined for total tonnage, often formulas are used to attribute these weights across the recyclable categories. Periodically collection contents are analyzed and reasonable formulas are established that are applied to all actual future weights collected.

Table 2, titled “Chippewa County Recycling Tonnage by Type 2015-2024,” shows the tons of recyclable material as reported by contracted recycling haulers during the calendar years 2015-2024 for the Chippewa County Responsible Unit.

Table 2 - Chippewa County Recycling Tonnage by Type 2015-2024

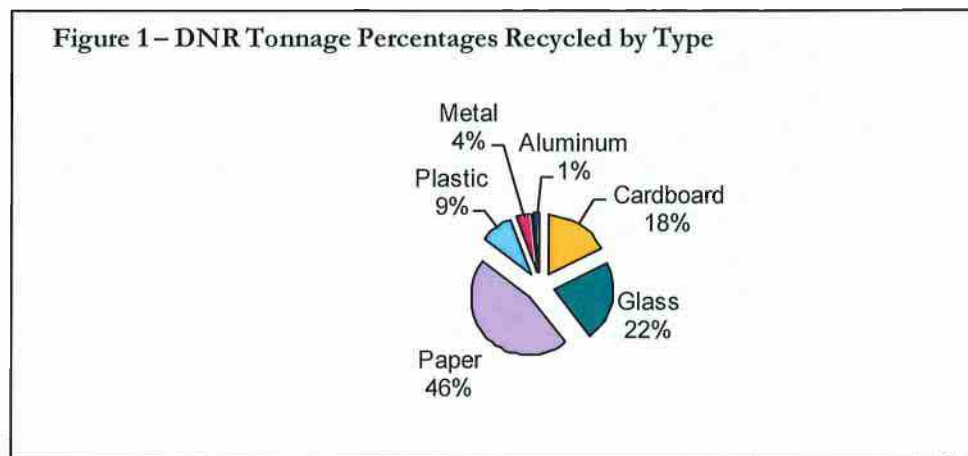
MATERIAL	2015	2016	2017	2018	2019	2020	2021	2022	2023	2024
Glass	806	588	596	738	725	758				
Plastic	229	107	99	165	179	173				
Newspaper	430	133	100	439	112	116				
Tin/Steel	200	131	134	157	151	171				
Aluminum	54	38	35	45	41	33				
Cardboard	514	289	269	395	621	326				
Magazines	124	53	40	26	32	22				
Office Paper	200	176	145	325	383	345				
All Container		0	0	0		107				
All Paper	388	359	377	352		269				
All	612	1715	1796	1121	1443	1250	3478	4046	3286	3415
Total	3557	3589	3591	3763	3687	3571	3478	4046	3286	3415

Chippewa County compiles the total tonnage of recyclables collected in order to meet the minimum standards that must be met according to NR544 Effective Recycling Programs.

In 2024, Chippewa County met the standards of NR544 requiring a minimum of 93.32 pounds per person. Chippewa County collected 109.16 pounds per person.



Figure 1, titled “**DNR Tonnage Percentages Recycled by Type**,” shows the percentage of recyclables collected by type as of Wisconsin DNR’s last report of statewide figures (2017 data). While the trend has been single sort collection, this chart reflects the breakdown of what is collected overall. Collection from Chippewa County residents would be expected to be very similar to these proportions.



The next two pages include the following documents.

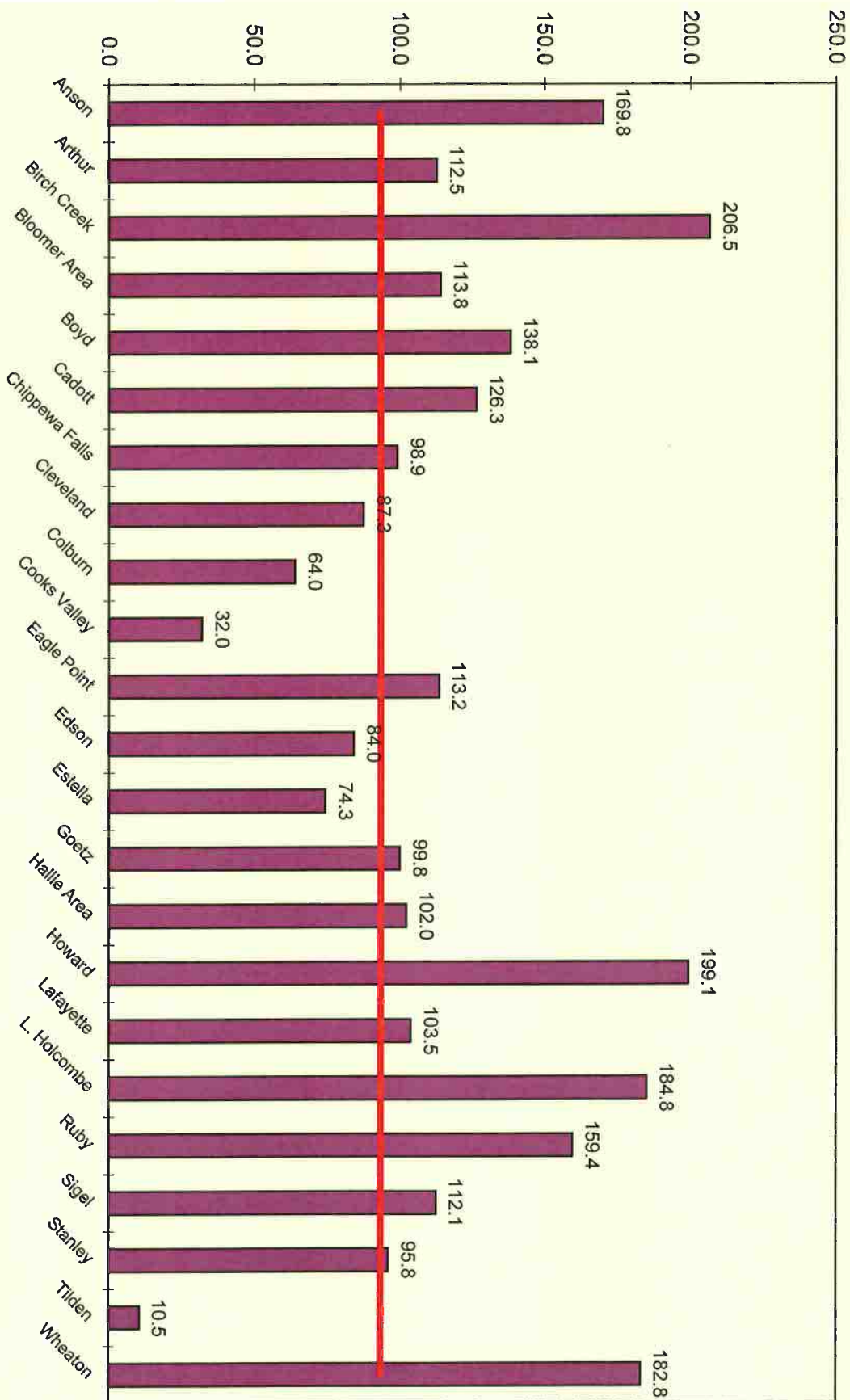
Table 3, titled “**Recycling Tonnages per Municipality for 2024**” indicates the tonnages of recyclable items for each municipality for 2024.

Figure 2, titled “**Weighted Recycling Pounds per Person**” shows the baseline pounds per person and each municipality’s pounds per person as required by state statute.

Table 3 - Recycling Tonnages per Municipality for 2024

	Curb/Drop	Total Pounds	Total Tons
Anson - GFL	Curbside		200.01
Anson - WM	Curbside		0.57
Arthur - GFL	Dropoff		36.26
Arthur - WM	Curbside		7.60
Auburn - WM	Curbside		3.61
Bloomer (city) - WM	Curbside		9.50
Bloomer Area - City	Dropoff		413.39
Birch Creek - GFL	Dropoff		48.97
Birch Creek - WM	Curbside		3.89
Boyd - WM	Curbside		42.75
Cadott - GFL	Curbside		93.68
Chippewa Falls - GFL	Curbside		741.13
Cleveland - GFL	Dropoff		27.89
Cleveland - Mulehide	Dropoff		5.88
Cleveland - WM	Curbside		5.13
Colburn - GFL	Dropoff		28.69
Colburn - WM	Curbside		0.19
Cooks Valley - WM	Curbside		0.76
Cooks Valley - Rightaway	Dropoff		11.38
Eagle Point - WM	Dropoff/Curb		186.77
Edson - GFL	Dropoff		48.11
Edson - WM	Curbside		0.19
Estella -GFL	Dropoff		13.08
Estella - WM	Curbside		4.75
Goetz - GFL	Dropoff		39.01
Goetz - WM	Curbside		1.14
Hallie Area- GFL	Dropoff		219.70
Hallie - (Town) WM	Curbside		87.21
Hallie - (Village) WM	Curbside		81.32
Hallie - (Town) GFL	Curbside		
Howard - GFL	Dropoff		73.94
Howard - WM	Curbside		5.70
Lafayette - WM	Dropoff		29.12
Lafayette - GFL	Curbside		239.95
Lafayette - WM	Curbside		70.11
L. Holcombe - GFL	Dropoff		86.09
L. Holcombe - WM	Curbside		7.60
Ruby - GFL	Dropoff		37.29
Ruby - WM	Curbside		0.57
Sigel - GFL	Dropoff		63.07
Sigel - WM	Curbside		3.04
Sampson - WM	Curbside		6.84
Stanley - GFL	Curbside		115.59
Tilden - WM	Dropoff/Curb		8.17
Wheaton - WM	Curbside		50.54
Wheaton - GFL	Dropoff		206.80
Woodmohr - WM	Curbside		0.76
Cadott, CF, Hallie - Trash on Trucks	Curbside		47.64
Total			3415.38

**Figure 2 - Weighted Recycling Pounds Per Person
93.32 lbs. - 2024**



C. RECYCLING COST BREAKDOWN

Each municipality maintains recycling expense records. Expenses for all 28 municipalities are reviewed to verify that grant dollars are spent on eligible recycling expenditures.

Per person recycling costs are generally higher for municipalities offering the convenience of curbside pickup. The greatest curbside recycling expenditure is services purchased from recycling haulers. Municipalities that provide a drop-off recycling center have added expenses of salaries/wages and depreciation.

The next seven pages contain the following information:

Table 4, titled “Breakdown of Costs per Municipality,” documents each line item expenditure for each municipality.

Figure 3, titled “Total Costs for Recycling as Incurred by Municipality in 2024,” shows the total recycling costs for each municipality compared to the other municipalities in the Chippewa County Responsible Unit.

Figure 4, titled “Per Person Recycling Costs as Incurred by Municipality in 2024,” shows the cost per person for recycling compared to the other municipalities in the Chippewa County Responsible Unit.

Figure 5, titled “Recycling Cost Per Ton per Municipality in 2024,” shows the cost per ton for recycling compared to the other municipalities in the Chippewa County Responsible Unit.

Table 4 - Breakdown of Costs per Municipality - 2024

Municipal recycling programs in County RU	Anson	Arthur	Birch Creek	Bloomer Area	Boyd	Cadott	Chippewa Falls	Cleveland
1 Salaries/Wages		824	750	83,850	1,989	1,200	39,449	3,569
2 Consulting and Prof Svc							10,526	
3 Utility Services				9,175				500
4 Purch. Repairs and Maint.								
5 Purch. Services -Print & Adv				77				50
6 Purch Services-Other	3,750	1,423	2,941	4,249	16,277	29,322	250,903	2,824
7 Office Supplies					623		1,683	
8 Subscriptions and Dues								
9 Employee Travel and Training								
10 Operating Supplies				3,692				100
11 Repair and Maint. Supplies				2,819				150
12 Insurance		20		542				750
13 Rents and Leases								
14 Depreciation				1,427				161
15 Hourly Equipment Use Chgs	4,469	166		60,631		625	33,900	517
16 Cost Allocations							299	
17 Other								
18 TOTAL COSTS	8,219	2,433	3,691	166,462	18,889	31,147	336,760	8,621
19 Subtract:Inelig. Costs								
20 ELIGIBLE EXPENSES	8,219	2,433	3,691	166,462	18,889	31,147	336,760	8,621
Subtract: Deductible Revenues								
Revenues from sale of recyclables				1,869				
Other deduct. revenue								
Total deductible revenues	0	0	0	1,869	0	0	0	0
NET ELIGIBLE COSTS	8,219	2,433	3,691	164,593	18,889	31,147	336,760	8,621
Cost of Yard Waste included above	8,219		0	22,224	1,989	1,825	67,544	
Cost of Recycling ONLY		2,433	3,691	142,369	16,900	29,322	269,216	8,621
Tons of Recyclables	200.58	43.86	52.86	434.10	42.75	93.68	741.13	38.90
Cost per ton	\$0.00	\$65.47	\$69.83	\$327.96	\$395.32	\$313.00	\$363.25	\$221.62
lbs. per cap.	169.8	112.5	206.5	113.8	138.1	126.3	98.9	87.3
Type of Recycling Program	CURBSIDE	DROP-OFF	DROP-OFF	DROP-OFF	CURBSIDE	CURBSIDE	CURBSIDE	DROP-OFF
Cost per person (Yard Waste)	\$3.48	\$0.00	\$0.00	\$2.91	\$3.21	\$1.23	\$4.51	\$0.00
Cost per person (Recycling)	\$0.00	\$3.12	\$7.21	\$18.66	\$27.30	\$19.77	\$17.97	\$9.68
Cost per person (Total)	\$3.48	\$3.12	\$7.21	\$21.57	\$30.52	\$21.00	\$22.47	\$9.68
Population	2,362	780	512	7,631	619	1,483	14,985	891

Table 4 - Breakdown of Costs

Municipal recycling programs in County RU	Colburn	Cooks Valley	Eagle Point	Edson	Estella	Goetz	Hallie Area	Howard
1 Salaries/Wages	2,071	1,782	4,398	1,292	1,330	1,419	6,208	1,537
2 Consulting and Prof Svc								
3 Utility Services		268		150			903	
4 Purch. Repairs and Maint.							5,111	
5 Purch. Services -Print & Adv				50				
6 Purch Services-Other	4,289	5,376	7,119	2,195	663	2,389	19,403	2,662
7 Office Supplies								
8 Subscriptions and Dues								
9 Employee Travel and Training								
10 Operating Supplies	244		80	200		200		180
11 Repair and Maint. Supplies			1,202			100		
12 Insurance		1,700		400	220	400		250
13 Rents and Leases								
14 Depreciation	176			63			2,371	
15 Hourly Equipment Use Chgs			1,028	118			4,848	
16 Cost Allocations			165					
17 Other								
18 TOTAL COSTS	6,780	9,126	13,992	4,468	2,213	4,508	38,844	4,629
19 Subtract:Inelig. Costs								
20 ELIGIBLE EXPENSES	6,780	9,126	13,992	4,468	2,213	4,508	38,844	4,629
Subtract: Deductible Revenues								
Revenues from sale of recyclables								515
Other deduct. revenue								
Total deductible revenues	0	0	0	0	0	0	0	515
NET ELIGIBLE COSTS	6,780	9,126	13,992	4,468	2,213	4,508	38,844	4,114
Cost of Yard Waste included above							7,261	
Cost of Recycling ONLY	6,780	9,126	13,992	4,468	2,213	4,508	31,583	4,114
Tons of Recyclables	28.88	12.14	186.77	48.30	17.83	40.15	388.23	79.64
Cost per ton	\$234.76	\$751.73	\$74.92	\$92.51	\$124.12	\$112.28	\$81.35	\$61.66
lbs. per cap.	64.0	32.0	113.2	84.0	74.3	99.8	102.0	199.1
Type of Recycling Program	DROP-OFF	DROP-OFF	DROP-OFF	DROP-OFF	DROP-OFF	DROP-OFF	DROP-OFF	DROP-OFF
Cost per person (Yard Waste)	\$0.00	\$0.00	\$0.00	\$0.00	\$0.00	\$0.00	\$0.95	\$0.00
Cost per person (Recycling)	\$7.51	\$12.04	\$4.24	\$3.89	\$4.61	\$5.60	\$4.15	\$5.14
Cost per person (Total)	\$7.51	\$12.04	\$4.24	\$3.89	\$4.61	\$5.60	\$5.10	\$5.14
Population	903	758	3,300	1,150	480	805	7,613	800

Table 4 -Breakdown of Costs									
Municipal recycling programs in County RU		Lafayette	L. Holcombe	Ruby	Sigel	Stanley	Tilden	Wheaton	County Office
1	Salaries/Wages	12,776	2,175	2,855	2,400	6,657	5,940	6,579	51,403
2	Consulting and Prof Svc								
3	Utility Services	2,602			330		145	666	119
4	Purch. Repairs and Maint.								
5	Purch. Services -Print & Adv	300			50				5,085
6	Purch. Services-Other	17,305	3,163	2,818	2,000	39,748	4,558	12,275	41,914
7	Office Supplies						25		16,341
8	Subscriptions and Dues								245
9	Employee Travel and Training								
10	Operating Supplies	6,111		291			275	1,601	
11	Repair and Maint. Supplies	1,836			200			28	330
12	Insurance	400	75	27	25		350		
13	Rents and Leases								500
14	Depreciation	1,562		93		150			
15	Hourly Equipment Use Chgs	4,905	325			2,873	529	9,659	
16	Cost Allocations								
17	Other	573			128				
18	TOTAL COSTS	48,370	5,738	6,084	5,133	49,428	11,822	30,808	115,937
19	Subtract: Inelig. Costs								
20	ELIGIBLE EXPENSES	48,370	5,738	6,084	5,133	49,428	11,822	30,808	115,937
	Subtract: Deductible Revenues								
	Revenues from sale of recyclables	300							
	Other deduct. revenue								
	Total deductible revenues	300		0	0	0	0	0	0
	NET ELIGIBLE COSTS	48,070	5,738	6,084	5,133	49,428	11,822	30,808	115,937
	Cost of Yard Waste included above	10,977	1,434			9,530			
	Cost of Recycling ONLY	37,093	4,304	6,084	5,133	39,898	11,822	30,808	115,937
	Tons of Recyclables	339.18	93.69	37.86	66.11	115.59	8.17	257.34	
	Cost per ton	\$109.36	\$45.94	\$160.70	\$77.64	\$345.17	\$1,447.00	\$119.72	
	lbs. per cap.	103.5	184.8	159.4	112.1	95.8	10.5	182.8	
	Type of Recycling Program	DROP-OFF	DROP-OFF	DROP-OFF	DROP-OFF	CURBSIDE	DROP-OFF	DROP-OFF	
	Cost per person (Yard Waste)	\$1.68	\$1.41	\$0.00	\$0.00	\$3.95	\$0.00	\$0.00	
	Cost per person (Recycling)	\$5.66	\$4.24	\$12.81	\$4.35	\$16.54	\$7.62	\$10.94	
	Cost per person (Total)	\$7.34	\$5.66	\$12.81	\$4.35	\$20.49	\$7.62	\$10.94	
	Population	6,553	1,014	475	1,179	3,912	1,552	2,816	

Table 4 -Breakdown of Costs

Municipal recycling programs in County RU		TOTAL
1 Salaries/Wages		242,453
2 Consulting and Prof Svc		10,526
3 Utility Services		14,858
4 Purch. Repairs and Maint.		5,111
5 Purch. Services -Print & Adv		5,612
6 Purch. Services-Other		479,566
7 Office Supplies		18,672
8 Subscriptions and Dues		245
9 Employee Travel and Training		0
10 Operating Supplies		12,974
11 Repair and Maint. Supplies		6,665
12 Insurance		5,159
13 Rents and Leases		500
14 Depreciation		6,003
15 Hourly Equipment Use Chgs		124,593
16 Cost Allocations		464
17 Other		701
18 TOTAL COSTS		934,102
19 Subtract: Inelig. Costs		0
20 ELIGIBLE EXPENSES		934,102
Subtract: Deductible Revenues		0
Revenues from sale of recyclables		2,684
Other deduct. revenue		0
Total deductible revenues		2,684
NET ELIGIBLE COSTS		931,418
Cost of Yard Waste included above		131,003
Cost of Recycling ONLY		800,415
Tons of Recyclables		3,367.74
Cost per ton		\$237.67
lbs. per cap.		107.6
<i>Type of Recycling Program</i>		
Cost per person (Yard Waste)		\$2.09
Cost per person (Recycling)		\$12.79
Cost per person (Total)		\$14.89

Trash on Trucks Recycling (Cadott, CF Haille)

47.64 3,415.38

Population	62,573	2024 (Final Population estimates)
------------	--------	-----------------------------------

Population taken from DOA-Jan.1

Figure 3 - Total Costs for Recycling as Incurred by Municipality in 2024

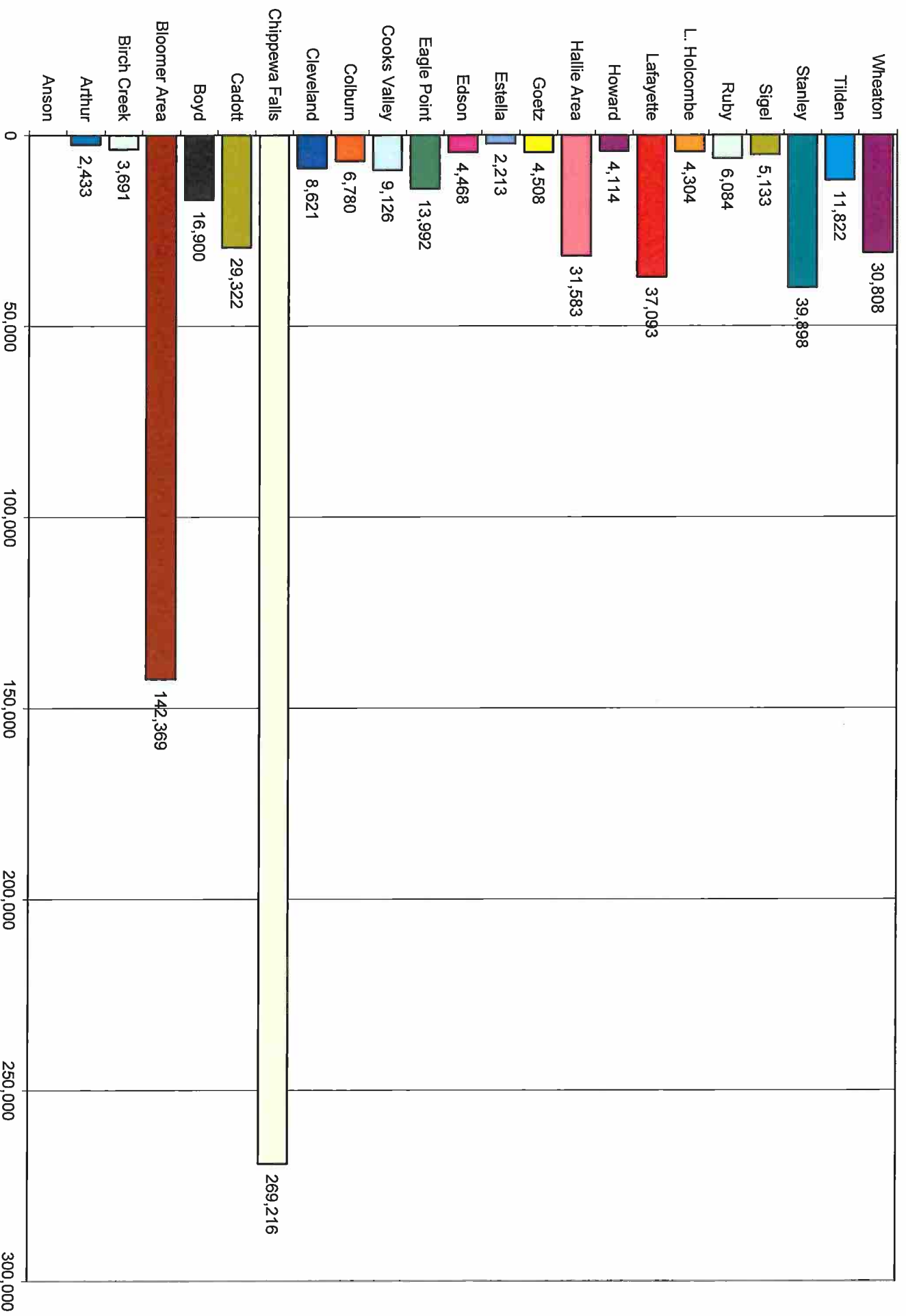


Figure 4 - Per Person Recycling Costs as Incurred by Municipality in 2024

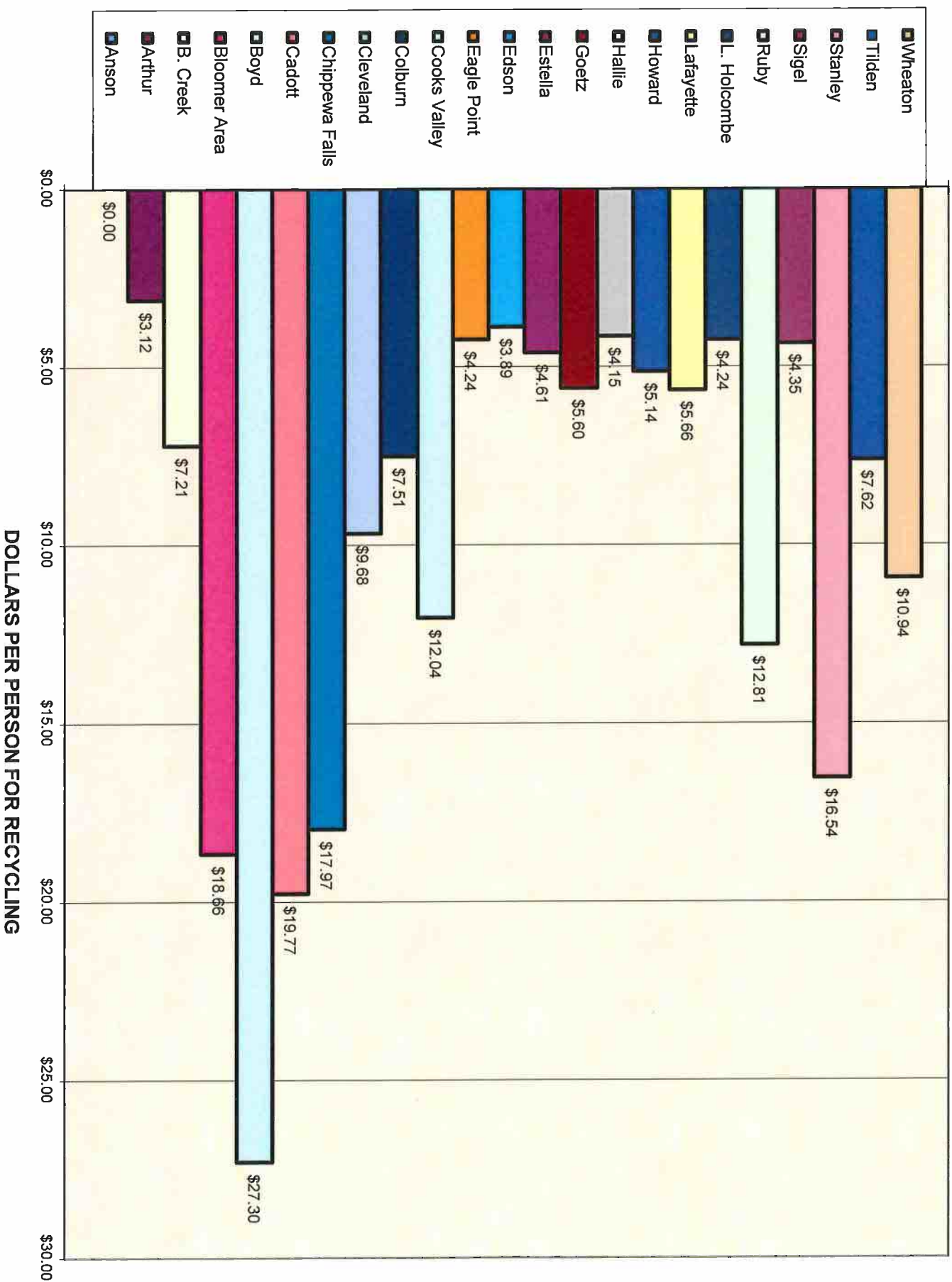
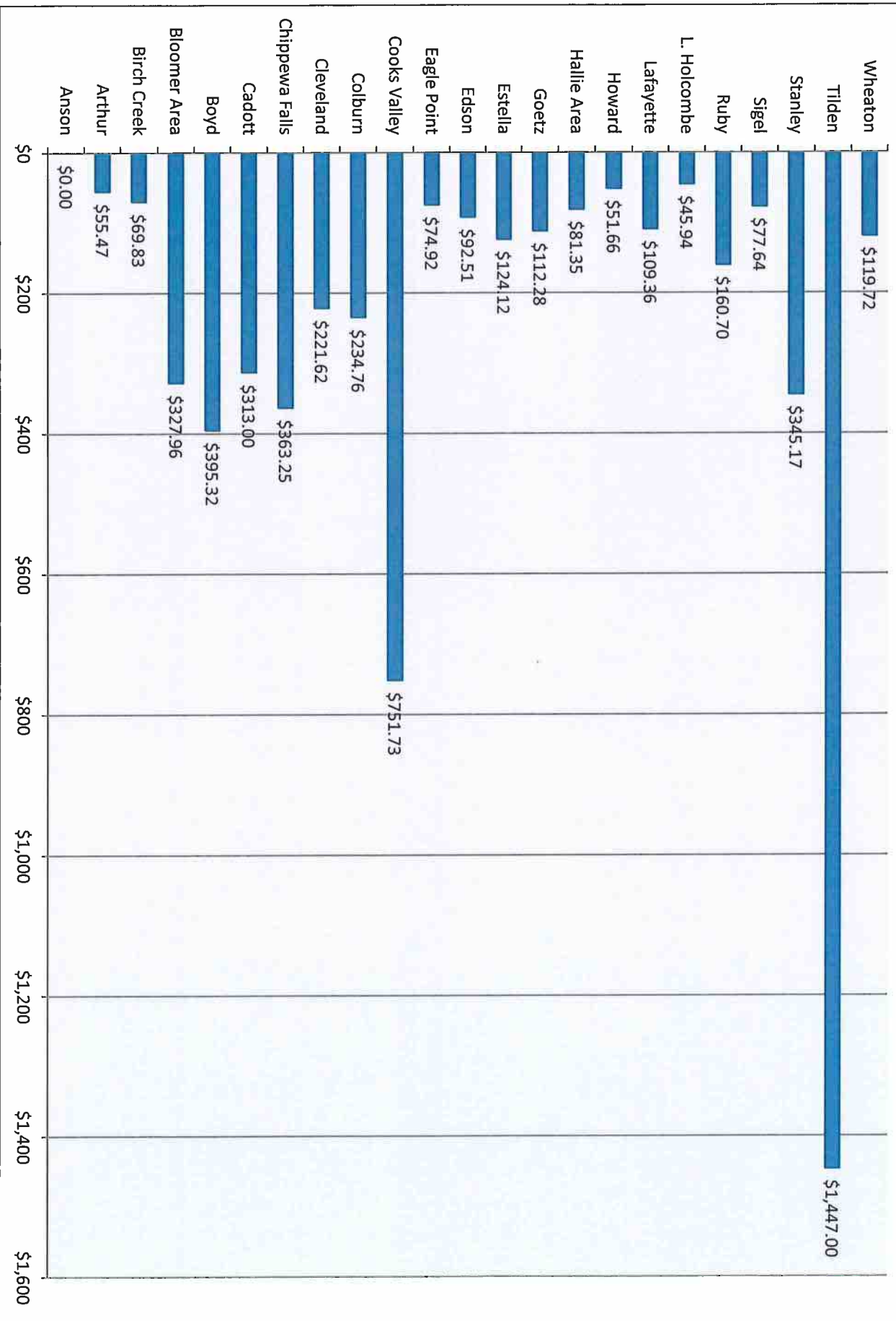


Figure 5 - Recycling Cost Per Ton Per Municipality in 2024



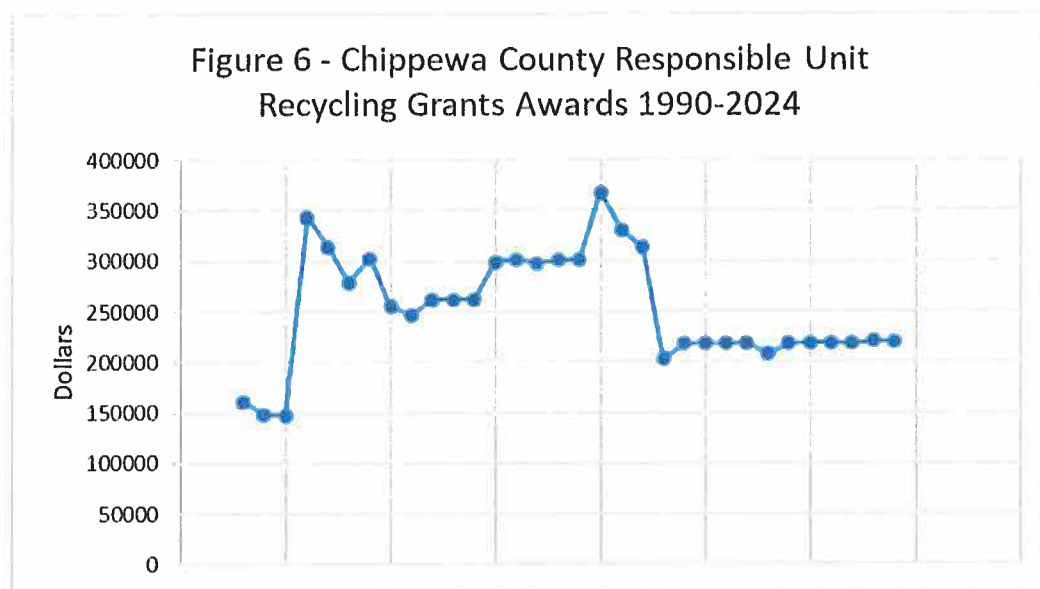
III. OVERVIEW OF COUNTY RECYCLING PROGRAMS AND ACTIVITIES

Under the Recycling Responsibility Agreement, the County must develop programs to insure eligibility and apply for grants in compliance with Wisconsin recycling laws, initiate recycling education programs, and adopt and enforce an ordinance to assure compliance with the provisions of Wis. Stat. ch. 287.

A. COORDINATION AND ADMINISTRATION OF RECYCLING PROGRAM GRANTS

The Chippewa County Recycling Program receives recycling grants to offset the costs for the recycling programs within the municipalities. The grants are distributed to the towns, cities, and villages based on a per capita formula. The 2024 grant award for Chippewa County was \$221,634.78.

Figure 6, titled “Chippewa County Responsible Unit Recycling Grant Awards 1990-2024” shows the total grant award for the Chippewa County Responsible Unit from 1990-2024.



1. INTERGOVERNMENTAL AGREEMENT WITH THE CITY OF CHIPPEWA FALLS

Since 1997, the Chippewa County Recycling Program and the City of Chippewa Falls have participated in the 66.30 Intergovernmental Agreement. This agreement provides that the County administer the City’s recycling program. The Recycling Coordinator handles daily phone calls, complaints, brochure designs, bin distribution, and other requests for the City of Chippewa Falls. The Recycling Coordinator reports to Committee #4 – Recycling.

B. INFORMATION AND EDUCATION PROGRAM

The Chippewa County Recycling Program provides a comprehensive recycling information and education program that includes a youth and business component.

1. GENERAL PUBLIC INFORMATION AND OUTREACH

During 2024, the Chippewa County Recycling Program:

- Designed and mailed a countywide recycling brochure to Chippewa County residents. The brochure covers who must recycle, where to recycle, what to recycle and how to recycle. Recycling brochures were also prepared, printed and mailed for member municipalities as needed. Recycling posters announcing the special recycling events were printed and posted in various locations in Chippewa County.
- Designed recycling center facility signs that identify the location and hours of operation for recycling drop-off centers.
- Provided all RUs the opportunity to participate in the “We Recycle Please Don’t Litter” signage program.
- Sent news releases to area newspapers regarding various topics throughout the year.
- Continued to implement the use of the recycling logo that helps identify and symbolize the recycling effort. The logo was used on letterhead, signs, banners, announcements and promotional items.

2. BUSINESS AND INSTITUTIONAL RECYCLING EVALUATION PROJECT

The Chippewa County Recycling Program continues to visit businesses, institutions, industries, and multi-family dwellings to provide information and education for recycling on an “as needed basis”.

While providing a proactive business presence, the assessments also collect information necessary to forge new recycling initiatives and improve and evaluate existing initiatives.

LARGE EVENT RECYCLING PROJECT

In an effort to encourage recycling at large outdoor events throughout Chippewa County, in accordance with the Recycling Ordinance Chapter 62.88, the Chippewa County Recycling Program developed and implemented a large event recycling project. Originally the County purchased ninety-five (95) “Clear Stream” recycling bins and loaned them free of charge to municipalities and groups for use at large events.

In 2009, the maintenance of the program was transitioned to the event organizers or municipalities. They will keep the bins and use them at all events in their communities. The County had minimal involvement in 2024 regarding this project but observed their use at community events.

CONVENIENCE STORE RECYCLING PROJECT

This project is a continuation of a 2005 pilot project. Holiday stores started a “recycling away from home” program with Chippewa County Recycling Program’s assistance. Recycling bins provided by Chippewa County and maintained by the stations were placed at the pumps. In 2008, recycling bins were placed at the pumps at all Chippewa County Cenex convenience stores. The purpose of this project is to provide an effective recycling program for convenience store customers.

Later Mega, Gordy’s, DJ’s and BP convenience stores as well as some independent stores joined the project by installing recycling stations at the pumps in Chippewa County.

By 2014 the goal set forth by the Chippewa County Recycling Program to implement recycling at all convenience stores within the County RU was met. Every convenience store in the County has been contacted about their recycling program. Twenty-eight convenience stores are currently using the County provided bins and have a productive recycling program in place. The Kwik Trip chain uses bins provided by their own company. One convenience store declined to use any bins for recycling.

In 2017 all participating stations were re-inspected, assessments made for additional bins where appropriate, and lettering replaced where letters were missing. A centralized record of inventory (by address) for all bins owned by the County and installed at Chippewa County convenience stores was created.



CIP – STANDARDIZED RECYCLING CONTAINERS

In 2020, the Chippewa County Recycling Program purchased 92 standardized recycling containers from Busch Systems International, Inc. The recycling containers were distributed in 2021 to eight municipalities and five school districts within Chippewa County. The bins that were given to the municipalities and schools implement and maintain an efficient garbage and recycling collection.



FLUORESCENT BULB RECYCLING PROJECT

The Chippewa County Fluorescent Bulb Recycling Project was implemented in April of 2003 and relies upon the partnership of local hardware stores and recycling programs to provide a local and cost-effective fluorescent bulb recycling option for residents and businesses. In 2009 coordination of the pick-up routes for the fluorescent bulbs was transferred from Chippewa County recycling staff to Chippewa Hardware and Sporting Goods. While consulting all participating locations, recycling staff found that the hardware store was sold to Jacobson’s Ace Hardware who enthusiastically continues as a recycling site. At some point since 2009 the sites have all transitioned to arranging individually for their own proper safe disposal of fluorescent bulbs they have collected. The county-wide brochure advises county residents that they can dispose of fluorescent bulbs at the Clean Sweep events as well as throughout the year at the participating hardware stores across the county.

C. ORDINANCE ADMINISTRATION, COMPLIANCE, AND ENFORCEMENT

During 2024, the Department of Land Conservation and Forest Management staff received one complaint relating to the Chippewa County Recycling Ordinance and the Chippewa County Litter Ordinance.

In 2004, the Chippewa County Board of Supervisors adopted the revised Large Assembly Ordinance, Chapter 62-81. The purpose of the ordinance is to regulate the assemblage of people in excess of those normally needing the health, sanitary, fire, police, transportation and utility services regularly provided in the county, in order that the health, safety and welfare of all persons in the county, residents and visitors alike, may be protected. The ordinance now includes language regarding plans for holding, collecting, and disposing of solid waste material, and the plans for collecting, removing and recycling recyclable materials during large events. In 2024, the Chippewa County Recycling Program reviewed and approved plans for the Chippewa Valley Music Festivals, One Fest and Farm Technology Days and conducted an onsite follow-up inspection.

D. SPECIAL COLLECTION PROGRAMS

ROADSIDE DITCH CLEAN UP PROJECT

In recent years there has been an increase in roadside litter and illegal dumping. Chippewa County recognizes that roadside cleanup is a direct and recurring cost to the towns. In an effort to help cover the costs of ditch maintenance, Chippewa County provides a direct allocation of \$500 to offset the costs of collecting tires, appliances, electronics and garbage from the town ditches.

Following the town's confirmation, the clean-up event was organized and conducted by the town. The allocation for each town is used to offset hourly wages for town workers and equipment usage hours.

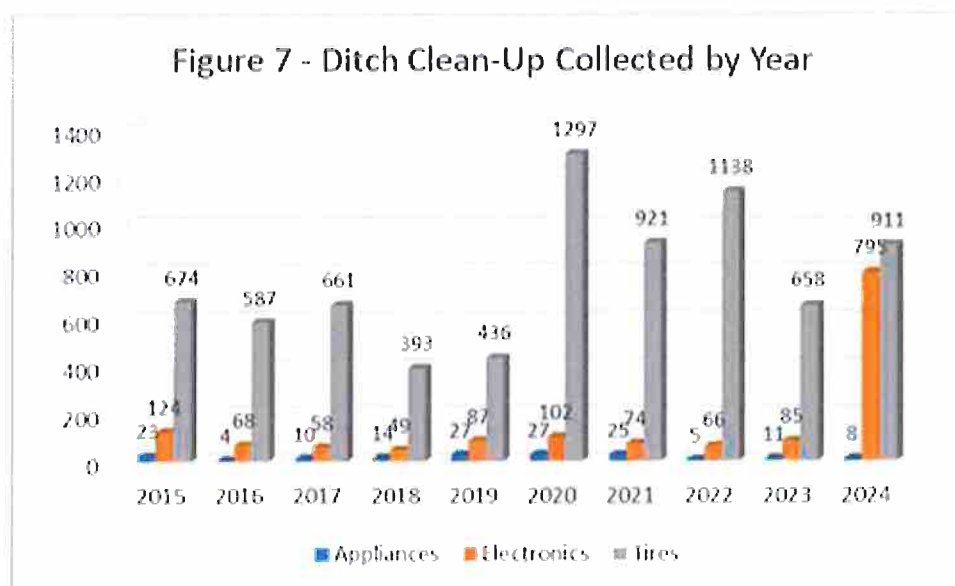
This seasonal roadside cleanup activity is not intended as an extension of normal recycling collection. Town clerks and patrolman record and report recyclable material type and volume collected from town road ditches.

After the town clean-up event, the town crew delivers electronics and appliances to First Choice for recycling and waste tires to Chippewa County tire collection sites on scheduled collection days in April or May. Disposal fees are direct billed to the County.

Payments to towns for 2024 Ditch Clean-Up Project:	\$10,500 (\$500 x 21)
Disposal Cost:	\$ 5,088.04
Total cost of 2024 Ditch Clean-Up Project:	<u>\$15,588.04</u>

Amount budgeted to fund the 2024 Ditch Clean-Up Project:	\$10,000
---	----------

Figure 7 titled, “Ditch Clean-Up Items Collected” shows the number of items collected from all participating towns. In 2024, First Choice reported the electronics in pounds as compared to item.



HOUSEHOLD HAZARDOUS WASTE CLEAN SWEEP

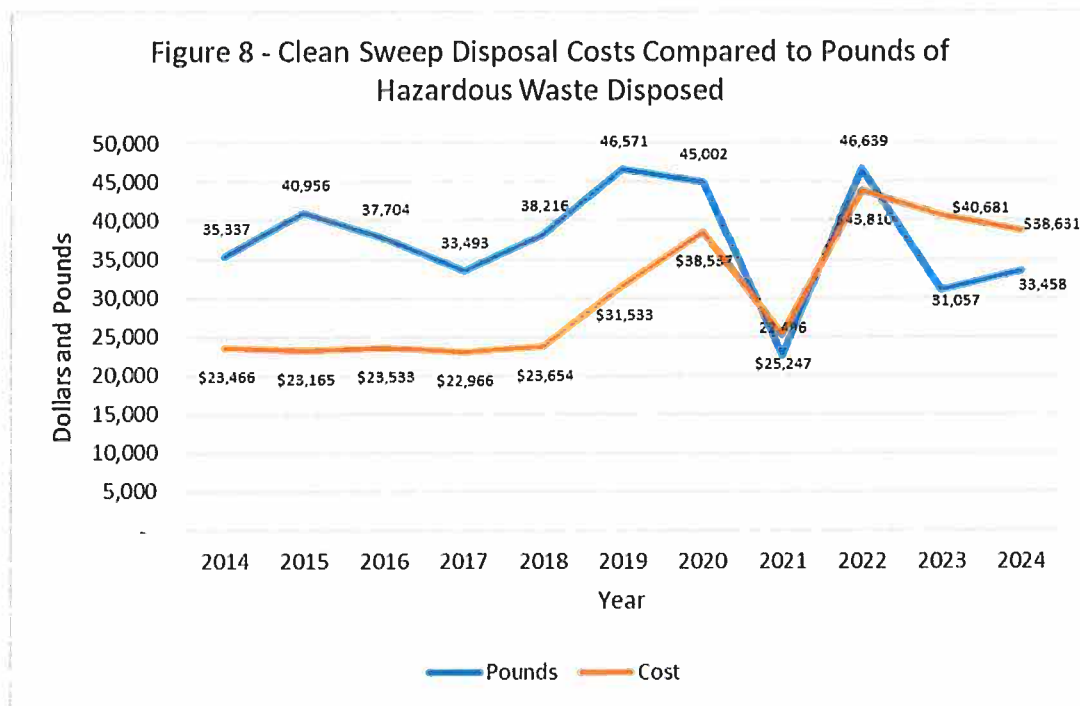
The program objective is to implement a countywide collection and education program focused at diverting hazardous waste from municipal landfills, sewers, septic systems, and other areas and facilities in the County not authorized for hazardous waste disposal. The program is specifically aimed at hazardous waste generated by single family households, farmers and very small quantity generator businesses.

The 2024 Clean Sweep program included two different collection events throughout the year. The April and September events ran as usual which resulted in a large amount of attendance and hazardous waste. The Chippewa County Recycling Program anticipates a large turnout in spring of 2025 again.

The Very Small Quantity Generator (VSQG) event in April and September ran as usual on a Thursday from 10:30 am – 1:00 pm at the Northern Wisconsin State Fairgrounds.

Survey results showed that 507 participants brought in a total of 22,479 pounds of household hazardous waste plus approximately 288 lbs. of oil filters and 18 drums of waste oil, 591 pounds of 1-lb. propane cylinders, 11 twenty-pound propane cylinders, 7 drums of acid for disposal at a cost of \$38,631.45. The majority of the material collected was paint related such as oil-based paints, thinners, solvents, mercury and stains. Large amounts of gas/oil mixtures, corrosives, antifreeze and waste oil were also collected. Two businesses participated in the VSQG event disposing of one drum of antifreeze mixed with gasoline along with formaldehyde solutions, toxic solid dyes, alcohols, and flammable solids. Hazardous waste from farmers was collected through the Clean Sweep. Chippewa County received a grant for \$14,551 to dispose of the chemicals.

Figure 8, titled “Clean Sweep Disposal Costs Compared to Pounds of Hazardous Waste Disposed,” shows the disposal costs of the hazardous waste collected. It also shows the pounds of hazardous waste that were disposed of.



APPLIANCE COLLECTION

During 2023 at the Northern WI State Fairgrounds, Chippewa County held its final Appliance Round-up. Appliances were collected in the spring only during the Clean Sweep event. The fall event had major changes with First Choice offering 6 days/week drop-off for “free” except for freon-containing appliances were \$20. All other appliances were accepted with no cost to Chippewa County residents. Total pounds of appliances and electronics was 205,711 with 2,538 participants. This is a huge increase in participation and tonnage compared to the one-day events that were held twice a year at the fairgrounds.



ELECTRONICS (E-WASTE) RECYCLING

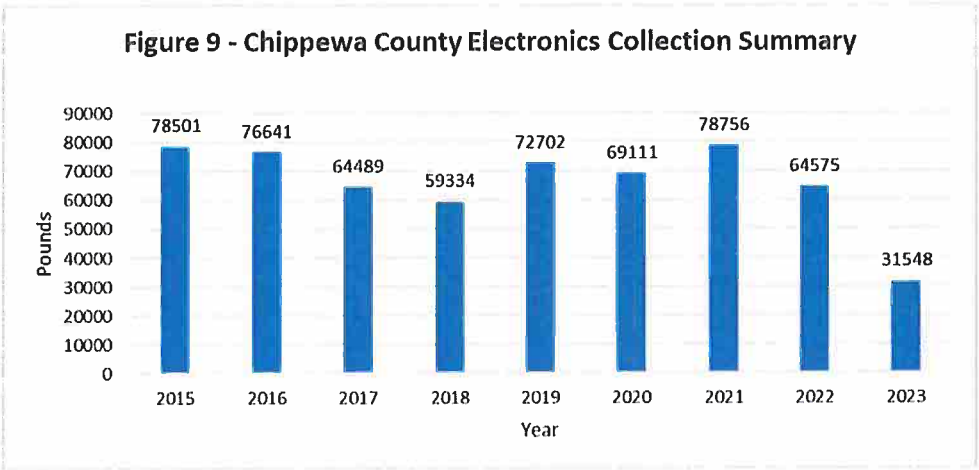
Wisconsin’s electronics recycling law (§ 287.17, Wis. Stats.) establishes a statewide program, called E-Cycle Wisconsin, to collect and recycle certain electronics. It is based on a product stewardship approach, in which manufacturers fund collection and recycling programs for their products. To support recycling and minimize disposal, the law banned many electronics from Wisconsin landfills and incinerators beginning in September of 2010.

First Choice has been contracted to offer a free recycling program 6 days/week drop-off at their location in Eau Claire. Computers, computer accessories, TV’s, cellphones, and other electronics contain harmful materials including lead, mercury, cadmium, chromium, other heavy metals and chemical flame retardants.

When illegally dumped, these chemicals can leach into the environment, where they may affect human and environmental health.

It is important to recycle electronics properly because of the valuable reusable materials that they contain, including plastics, metals, circuit boards and other materials. Recycling or reusing these materials reduces environmental impacts and economic costs by reducing the need for virgin materials in producing new electronics.

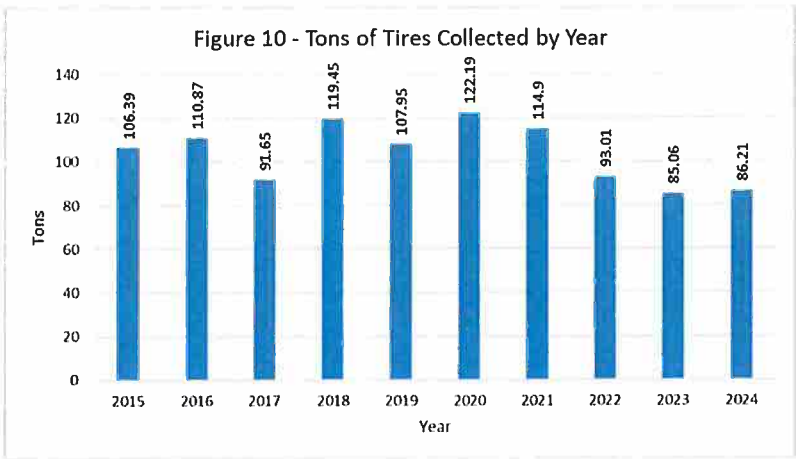
Figure 9, titled “Chippewa County Electronics Collection Summary” is a chart documenting the pounds of electronics collected from 2015-2023. Tonnages for electronics in 2024 have been combined with the appliance weights so there is no weight for electronics only. The charts will be compared in the 2025 Annual Report.



PERMANENT TIRE COLLECTION PROGRAM

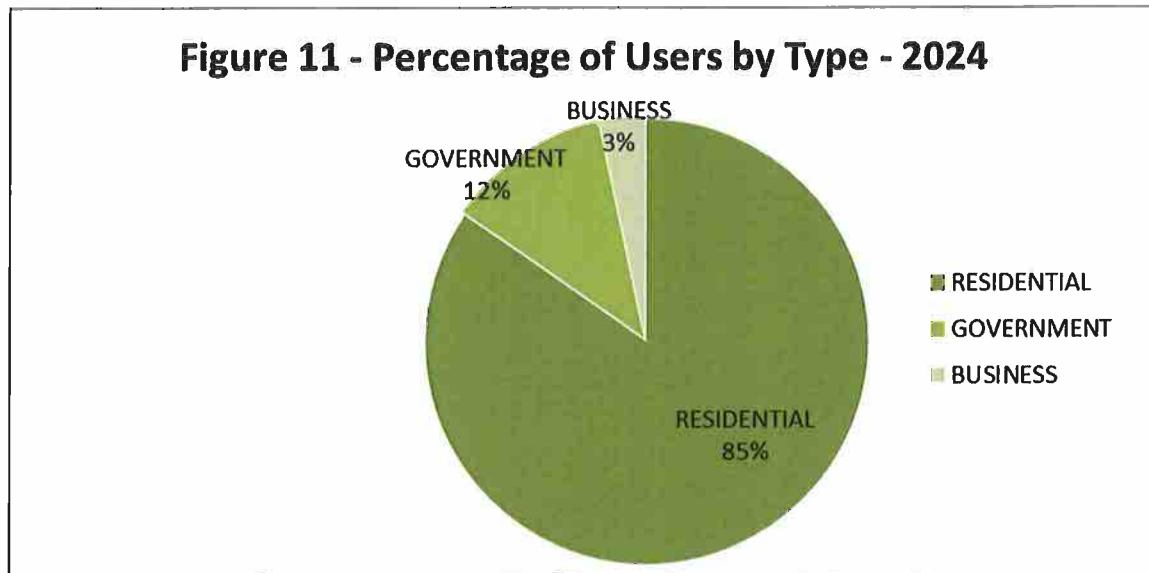
The permanent tire collection program provides a consistent method to divert the stream of waste tires from illegal stockpiles and eliminate small waste tire holdings by individuals. This program provides a collection and storage site, and later a transfer process to shredding facilities. This is a cost-effective outlet for waste tires assembling amounts sufficient to be loaded on semi-trailers and transported to facilities where the tires are converted to tire derived fuel (TDF).

Figure 10, titled “Tons of Tires Collected by Year,” indicates the total tonnage of tires collected at the Chippewa County Waste Tire Sites from 2015-2024.



During 2024, the program was operated at two sites for a total of thirteen events from April to October. A total of 86.21 tons of waste tires were collected from 117 residents, businesses and government agencies. The objective of the tire disposal program is to set the fees at a break-even price to keep the program affordable with little or no impact on the Recycling Program budget.

Figure 11, titled “Percentage of Users by Type – 2024,” shows the number of users by type at the Lafayette and Cornell tire sites.



PHARMACEUTICAL COLLECTION

In 2012, “take-back” med boxes were purchased and placed at the Chippewa Falls, Cadott, Hallie, Cornell, Stanley, Boyd and Bloomer Police Departments along with the Chippewa County Sheriff’s office. Chippewa County residents continue to have the convenience to drop off meds during regular business hours at multiple county law enforcement locations. The U.S. Drug Enforcement Agency and the WI Dept. of Justice sponsor a Drug Take Back Day twice a year. Prescription and over-the-counter medications may be disposed of at the permanent collection boxes or at the Drug Take Back Days including: Capsules, creams, inhalers, non-aerosol sprays, ointments, patches, pills and vials.

